

Your free templates

All the templates & outlines you'll need for the projects in issue 35


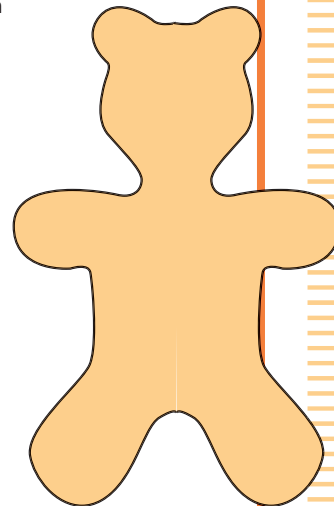


You can also download these templates from our website
www.papercraftinspirationsmagazine.co.uk

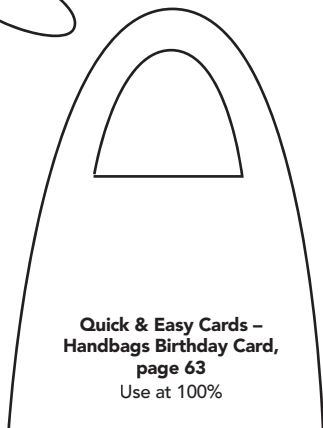
FISKARS®

Bonus template

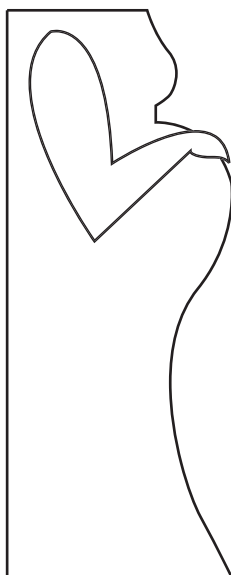
We love this cuddly ted. He's just one of the great shapes from the *Baby Shape Template™* from Fiskars. For stockists, visit www.fiskars.com or call 01656 655 595.



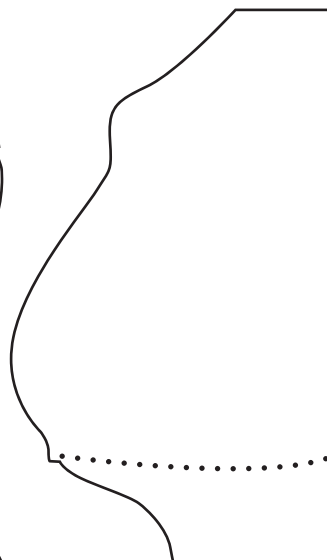
Quick & Easy Cards –
Raise Your Glass, page 54
Use at 100%



Quick & Easy Cards –
Handbags Birthday Card,
page 63
Use at 100%



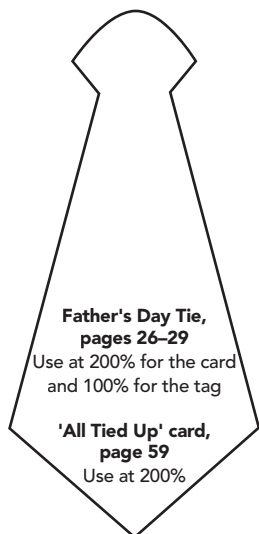
Quick & Easy Cards –
Expecting a Special
Arrival? page 56
Use at 200%



Quick & Easy Cards –
Baby Bump, page 57
Use at 200%

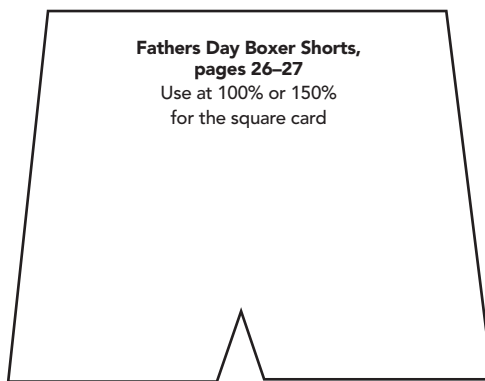


Quick & Easy Cards –
Sweet Silhouette,
page 57
Use at 200%



Father's Day Tie,
pages 26–29
Use at 200% for the card
and 100% for the tag

'All Tied Up' card,
page 59
Use at 200%



Fathers Day Boxer Shorts,
pages 26–27
Use at 100% or 150%
for the square card




Father's Day Sock,
pages 28–29
Use at 100%

Give all your projects a professional finish with Fiskars craft tools

To find your local stockist call 01656 655 595 or visit www.fiskars.com



**New baby gift set,
pages 68–71... Bunny Body**
Use at 100% for the cards and
turn upside down for
the door hanger.



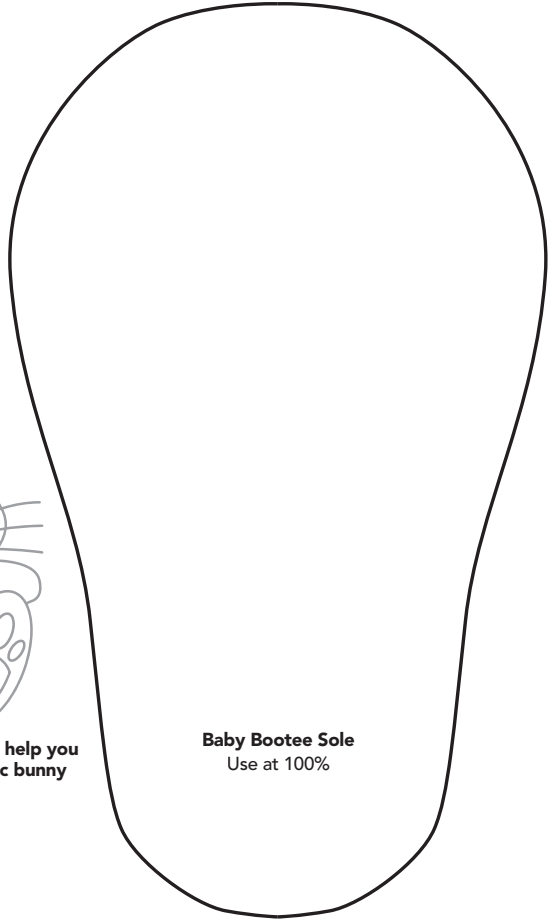
Bunny Head
Use at 100%



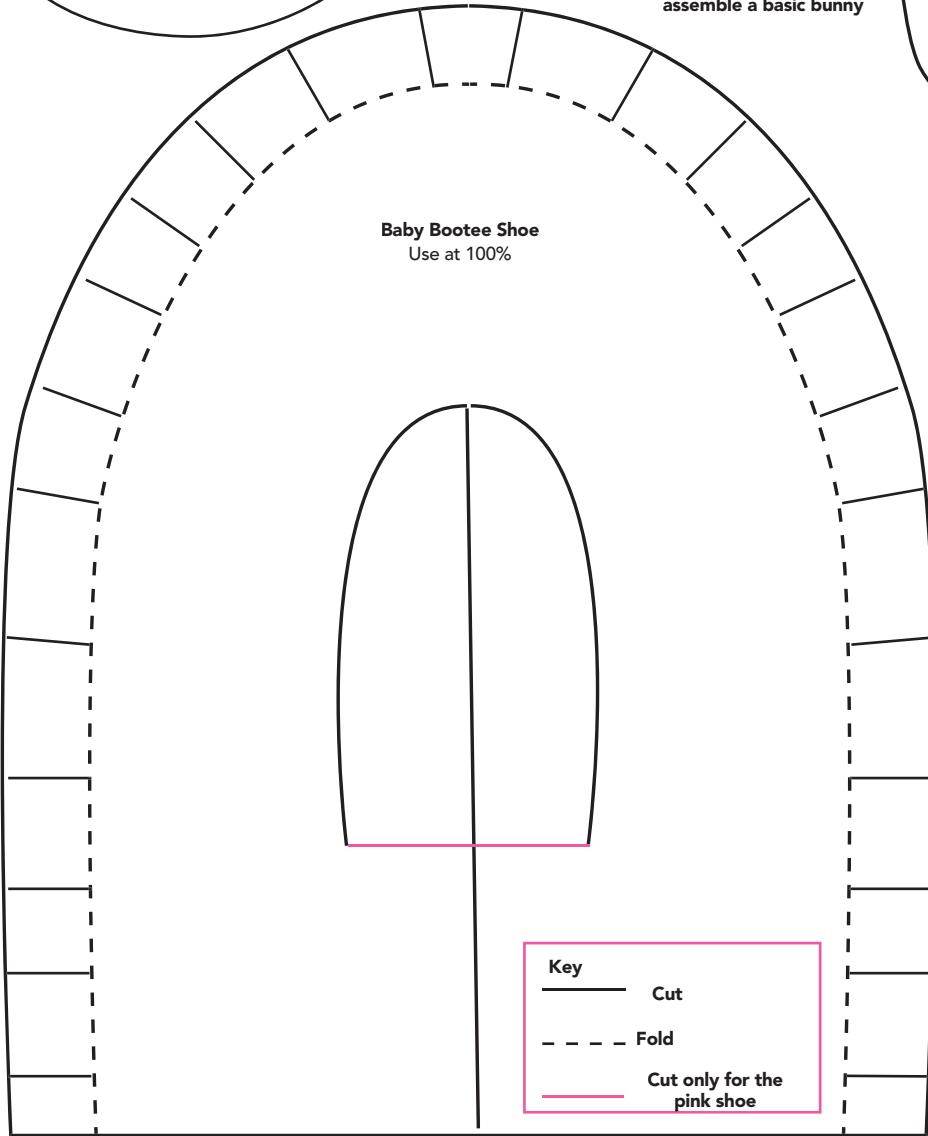
Bunny Paw
Use at 100%



Use this guide to help you
assemble a basic bunny




Baby Bootie Sole
Use at 100%



Baby Bootie Shoe
Use at 100%

Key	
—	Cut
- - - -	Fold
— (pink)	Cut only for the pink shoe



Door hanger
Use at 200%



Give all your projects a professional finish with Fiskars craft tools
To find your local stockist call 01656 655 595 or visit www.fiskars.com